

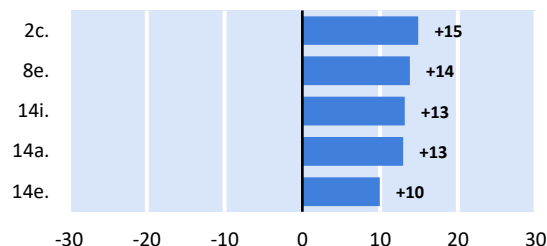
### Item Comparisons

By examining individual NSSE questions, you can better understand what contributes to your institution's performance on the Engagement Indicators. This section displays the five questions<sup>a</sup> on which your students scored the highest and the five questions on which they scored the lowest, relative to students in your comparison group. Parenthetical notes indicate whether an item belongs to a specific Engagement Indicator or is a High-Impact Practice. While these questions represent the largest differences (in percentage points), they may not be the most important to your institutional mission or current program or policy goals, or equally available to all students. For additional results, see your *Frequencies and Statistical Comparisons* report.

#### First-year

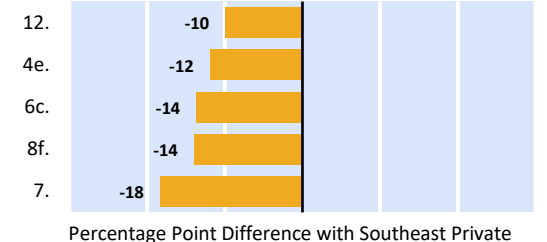
##### Highest Performing Relative to Southeast Private

- Included diverse perspectives (...) in course discussions or assignments<sup>b</sup> (RI)
- Discussions with...People with sexual orientations other than your own
- Institution emphasis on attending events that address important social/econ./polit. issues<sup>c</sup> (SE)
- Institution emphasis on studying and academic work<sup>c</sup>
- Institution emphasis on providing opportunities to be involved socially<sup>c</sup> (SE)



##### Lowest Performing Relative to Southeast Private

- About how many courses have included a community-based project (service-learning)?<sup>e</sup> (HIP)
- Forming a new idea or understanding from various pieces of information<sup>c</sup> (HO)
- Evaluated what others have concluded from numerical information<sup>b</sup> (QR)
- Discussions with...People from countries other than your own
- Assigned more than 50 pages of writing<sup>g</sup>

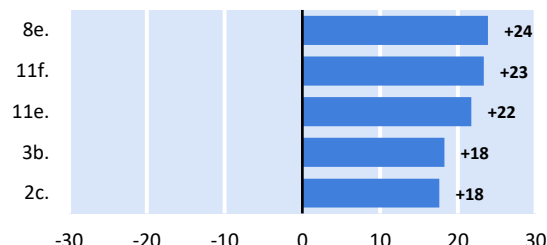


Percentage Point Difference with Southeast Private

#### Senior

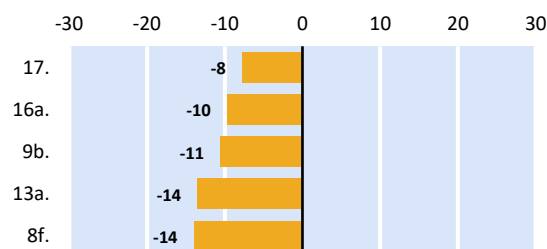
##### Highest Performing Relative to Southeast Private

- Discussions with...People with sexual orientations other than your own
- Completed a culminating senior experience (...) (HIP)
- Worked with a faculty member on a research project (HIP)
- Worked with a faculty member on activities other than coursework (...) (SF)
- Included diverse perspectives (...) in course discussions or assignments<sup>b</sup> (RI)



##### Lowest Performing Relative to Southeast Private

- Spent more than 10 hours per week on assigned reading<sup>f</sup>
- Spent more than 15 hours per week preparing for class
- Reviewed your notes after class<sup>b</sup> (LS)
- Quality of interactions with students<sup>d</sup> (QI)
- Discussions with...People from countries other than your own



Percentage Point Difference with Southeast Private

a. The items on this page come from the Engagement Indicators (EIs), High-Impact Practices (HIPs), Sense of Belonging (SB), the academic challenge questions on page 2, and four additional questions about effective teaching (new in 2021). Key to abbreviations for EI items: HO = Higher-Order Learning, RI = Reflective & Integrative Learning, LS = Learning Strategies, QR = Quantitative Reasoning, CL = Collaborative Learning, DD = Discussions with Diverse Others, SF = Student-Faculty Interaction, ET = Effective Teaching Practices, QI = Quality of Interactions, SE = Supportive Environment.

b. Combination of students responding "very often" or "often."

c. Combination of students responding "very much" or "quite a bit."

d. Rated at least 6 on a 7-point scale.

e. Percentage reporting at least "some."

f. Estimate based on the reported amount of course preparation time spent on assigned reading.

g. Estimate based on number of assigned writing tasks of various lengths.

h. Combination of students responding "strongly agree" or "agree."